

Your commercial energy bill explained

1. Account number

Your 10-digit account number.

2. Due date

Date your bill amount is due.

3. Amount due

Amount that is due for this month's bill.

4. Contact us

Phone number, website or P.O. Box if you need to reach us.

5. Message board

Helpful information about easy ways to manage your account and save energy and money.

6. Energy usage

Compare your usage this month to the previous 13 months.

7. Degree days

Energy consumption indicator, based on the average outdoor temperature.

8. Meter readings

Reading obtained either remotely or manually from your meter at the time of billing. An "estimated" next to either number denotes we estimated that reading.

9. Meter multiplier

Factor multiplied against the difference between the previous meter reading and the present reading to obtain the actual energy consumption. The multiplier is specific to the meter and how it is programmed.

10. Electric units billed (kWh)


Number of electricity units used in a reading period. One kilowatt-hour (kWh) is the amount of power to use a 40-watt light bulb for 25 hours.

11. Heat factor adjustment

Converts units to therms. The amount of heat in each 100 cubic feet (CCF) varies; the heat factor adjustment compensates for any difference. Billing in therms assures you receive an equal amount of heat from each unit billed.

12. Natural gas units billed (therms)

Measured by volume, CCF

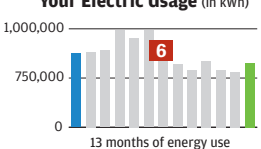


Account Number **1** 000000100
Bill Date June 18, 2020

Summary of your current charges

Account Name: ABC COMPANY
Next Meter Reading: Jul 14, 2020 - Jul 17, 2020
Service Address: 105 COMMERCIAL DR ANYTOWN, IA 52222

Your Electric Usage (in kWh)



13 months of energy use

Avg. Temp 64°F 67°F
Degree Days 101 73 **7**

Avg. Daily Use This Month = 1,263.75 kWh

Amount Due on Jul 8, 2020 **2**

3 \$85,777.28

Questions? Contact us at: **4**

alliantenergy.com
1-800-ALLIANT (1-800-255-4268)
P.O. Box 3060 Cedar Rapids IA 52406-3060

Take care of it online
You can pay your bill, view your energy use and sign up for payment options in My Account at alliantenergy.com/myaccount

Message Board **5**

We have several easy ways you can pay your bill, including a new Business ACH Payment option. See all your choices at alliantenergy.com/businesspayment.

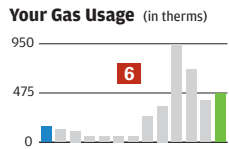
Electric
\$85,440.55
Electric Meter: 012345678
Meter Reading

8	Jun 16	8,021
9	May 15	7,094
		927 kWh
		X 1,000
		927,000 kWh 10

Gas
\$336.73
Gas Meter: 98765321
Meter Reading

8	Jun 16	2,240
	May 15	1,798
		442 CCF
11	Heat Factor Adjustment	
		442 CCF
		X 1.031
		12 456 therms

Your Gas Usage (in therms)



13 months of energy use

Avg. Temp 64°F 67°F
Degree Days 101 73 **7**

Avg. Daily Use This Month = 14.25 therms

(See page 2 for details of charges)

Please return this portion with your payment

123456-000

Amount Due **2**

Amount Due Jul 8, 2020 \$ 3 \$85,777.28

Amount Enclosed if Different From Above \$ _____

Please do not write in area below

Account Number **1** 000000100

ABC COMPANY
105 COMMERCIAL DR
ANYTOWN, IA 52222

Alliant Energy/IPL
P.O. Box 3060
Cedar Rapids IA 52406-3060



Commercial electric charges

THANK YOU FOR YOUR PAYMENT

Payment Received

May 28, 2020

\$72,747.60 CR

Total Payments

\$72,747.60 CR

Non-Residential Electric Service

Rate: 487 - Large Electric General Service TOD

Billed for: 33 Days

Billing Period	Meter Number	Current Reading	Previous Reading	Metered Units	Multiplier	Usage
May 14 - June 16	012345678	8,021	7,094	927 kWh	1,000	927,000 kWh

Meter readings

Sample

Demand calculations

1	On-Peak Demand	1,484.700 KW
2	Off-Peak Demand	1,488.000 KW
3	Actual Metered Demand	1,488.000 KW
4	On-Peak Demand	1,484.700 KW
	On-Peak Billing Demand	1,484.700 KW
5	Excess Off-Peak Demand X 50%	3.300 KW
6	Off-Peak Billing Demand	1.650 KW
7	Total Billing Demand	1,486.350 KW
8	Ratchet	1,186.875 KW
	But not less than the Ratchet which is 75% of the highest Billing Demand similarly determined during the previous 3 months ending in August or the 50 KW minimum specified in the rate.	

Meter readings

The first section of your bill shows energy usage data read from your meter within the billing period. If applicable, we break this down into total usage and usage during on-peak and off-peak hours.

For energy usage amount billed, see number 11 on Page 3. The difference between the meter readings and the energy cost is within the multiplier.

Demand calculations

Commercial accounts are billed primarily according to energy demand in kilowatts (kW). This section shows how we calculate the demand charges that make up the bulk of your bill.

1. On-peak demand*

The highest 15-minute demand occurring 7. a.m. to 8 p.m., CST Monday-Friday.

2. Off-peak demand*

The highest 15-minute demand during off-peak hours on nights, weekends and holidays.

3. Actual metered demand

The highest 15-minute demand occurring during the billing period.

4. On-peak demand*

The highest 15-minute demand occurring 7 a.m. to 8 p.m., CST Monday-Friday used to calculate total billing demand.

5. Excess off-peak demand X 50%*

If off-peak demand is higher than the on-peak demand, this calculation helps to discount energy demanded during off-peak hours. To calculate your excess off-peak demand, we subtract your on-peak demand from your off-peak demand.

6. Off-peak billing demand*

The result of the above calculation to discount off-peak energy usage.

7. Total billing demand

This line shows the demand figure we used to compute your charges this billing period. We compare the following three items, then use the highest of the three when calculating your charges:

- On-Peak Billing Demand + Off-Peak Billing Demand.
- Ratchet.
- 50 kW.

8. Ratchet

To determine your ratchet, we look at your maximum demand during the previous billing periods of June, July and August. We multiply the maximum demand over those three billing periods by 75% to find your ratchet.

*Customers not on Time-Of-Day will not see these lines.

Commercial electric charges

Electric energy charges

9	Summer Demand Step 1	200.000 KW X \$21.29 X 0.9393939	\$3,999.94
	Summer Demand Step 2	800.000 KW X \$20.59 X 0.9393939	\$15,473.70
	Summer Demand Step 3	486.350 KW X \$19.78 X 0.9393939	\$9,036.97
	Winter Demand Step 1	200.000 KW X \$14.52 X 0.0606061	\$176.00
	Winter Demand Step 2	800.000 KW X \$11.42 X 0.0606061	\$553.70
	Winter Demand Step 3	486.350 KW X \$10.96 X 0.0606061	\$323.05
10	Regional Transmission Service	1486.350 KW X \$8.22	\$12,217.79
11	Summer On Peak Energy Charge	310968.000000 kWh X \$0.02633	\$8,187.79
	Winter On Peak Energy Charge	29187.000000 kWh X \$0.02098	\$612.34
	Winter Off Peak Energy Charge	24481.000000 kWh X \$0.00937	\$229.39
	Summer Off Peak Energy Charge	562974.000000 kWh X \$0.01475	\$8,303.87
12	Energy Cost	927610.000 kWh X \$0.02397	\$22,234.81
13	Energy Efficiency Programs Charge	927610.000 kWh X \$0.0037 X 0.5454545	\$1,872.09
	Energy Efficiency Programs Charge	927610.000 kWh X \$0.0018 X 0.4545455	\$758.95
14	Demand Response Programs Charge	927610.000 kWh X \$0.0012 X 0.4545455	\$505.97
15	Renewable Energy Charge	927610.000 kWh X \$0.00272	\$2,523.10
16	Local Option Tax	\$82902.25 X 3%	\$2,487.07
	State Tax (99% exempt)	\$85389.32 X 6%	\$51.23
Total Current Charges			\$85,440.55

Electric energy charges

Demand-based

9. Demand and steps

This shows measured maximum demand within the billing period. The price per kWh decreases with higher demand. Steps on your bill show that you've reached lower-priced brackets.

Winter vs. Summer

Rates are discounted during the eight months of the year designated as the Winter period. Bills that cover both Winter and Summer dates may experience rates from both periods. Dates for Winter and Summer periods are as follows:

Winter	Sept. 16 – May 15
Summer	May 16 – Sept. 15

10. Regional Transmission Service

This is billed per kWh used and adjusts based on third-party transmission costs to move electricity from generation sites to distribution substations in communities.

Usage-based

11. Energy use charges

These lines show kWh billed based on interval data. For Time-of-Day customers, this is broken down into usage that occurred during on-peak and off-peak hours.

7.5% Primary Service Discount:
4.45% and 7.5%. Discounts applied to certain business customers that meet certain interconnection and eligibility requirements.

12. Energy cost

Energy cost is billed per kWh used based on interval data and adjusts monthly according to changes in fuel prices. It helps cover the cost of producing and purchasing power.

13. Energy efficiency programs charge

We offer numerous programs to help you reduce your energy use, as mandated by the state of Iowa. The charge is adjusted annually, covers the costs to deliver energy efficiency and is based on your energy use.

14. Demand response cost recovery

This charge covers the cost to deliver demand response programs. These programs (such as Residential Appliance Cycling) are designed to lower the costs for all customers and provide a discount to customers who reduce their energy usage during times of high energy demand.

15. Renewable energy charge

This helps bring more renewable energy to customers by recovering the costs from wind farms constructed in Iowa.

16. Tax

These lines include applicable sales tax and other local option taxes. Depending upon your community, you may have local option sales tax, school tax and/or municipal tax. If you've claimed a tax exemption with Alliant Energy, it will be reflected here.

Commercial natural gas charges

Natural gas charges

Non-Residential Gas Service

Rate: 100 - Gas Non-Residential General Service

Billed for: 32 Days

Billing Period	Meter Number	Current Reading	Previous Reading	Metered Units	Multiplier	Heat Factor	Usage
Mar 15 - Apr 16	987654321	2,240	1,798	442 CCF	1	1.031	456 therms

1 — Non-Gas Cost				456.00 therms X \$0.18292			\$83.41
2 — Gas Cost				456.00 therms X \$0.438000			\$199.73
3 — Basic Service Charge				32.00 Days X \$0.98619			\$31.56
4 — Local Option Tax				\$314.70 X 1%			\$3.15
State Tax				\$314.70 X 6%			\$18.88
Total Current Charges							\$336.73

Natural gas charges

1. Nongas cost

This recovers some of the fixed and variable costs of providing service.

2. Gas cost

This is billed per therm and adjusts monthly according to changes in fuel prices.

3. Basic service charge

This is a fixed daily amount that covers the cost of your service and meter, including the installation and maintenance of utility equipment.

4. Tax

These lines include applicable sales tax and other local option taxes. Depending upon your community, you may have local option sales tax, school tax and/or municipal tax. If you've claimed a tax exemption with Alliant Energy, it will be reflected here.